

ANIMATING PETERLOO



BRIEF

Using the Peterloo Massacre as your inspiration, you will make a short shadow puppet animation to share your own message of protest, democracy and freedom.

Your tools will be an iPad or iPhone, a cardboard stand and a character cut from black card. This character could be based on you and will be animated using stop motion animation.



WHAT YOU WILL NEED

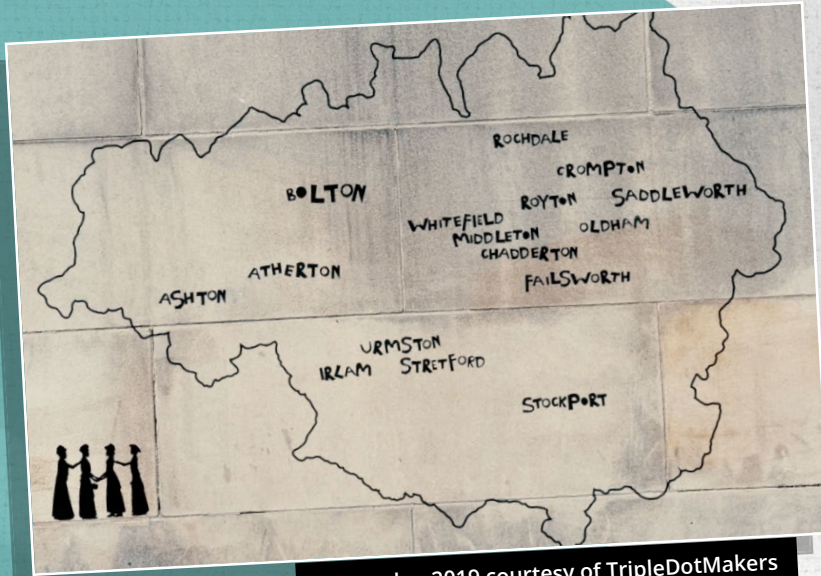
- iPad or iPhone
- iMotion app installed on device
- White card for background
- Black card for character and props
- Scissors
- Blu tack
- Stand for iPad or iPhone

If you don't have a stand, either watch this [video](#) or use the worksheet provided to make one from card.



PETERLOO 2019

AN ANIMATED FILM BY RECLAIM



© Peterloo 2019 courtesy of TripleDotMakers

Teacher Notes: Click on image for hyperlink to animation.

This animation was made by a group of young people from Greater Manchester who are passionate about everyone having the right to representation.

They see the 200 year anniversary of the Peterloo Massacre as a chance to shout about their own experience of democracy.

Whilst planning the animation, the group discussed the issues they face today, from votes for 16 year olds to education reform.



PETERLOO 2019

AN ANIMATED FILM BY RECLAIM

What are the things that are important to you?

Do you feel that your voice is heard?

Watch this film by clicking on the image and then spend a few minutes discussing this together (see teacher notes).



© Peterloo 2019 courtesy of TripleDotMakers

Teacher Notes: Click on image for hyperlink to animation.

PETERLOO
PROTEST.
DEMOCRACY.
FREEDOM.

YOUR ANIMATION



© Peterloo 2019 courtesy of TripleDotMakers

This is your chance to tell people how you feel about the world you live in and what you think would make it better.

You've discussed the things that matter to you, so now turn those ideas into a short message.


Think about the best way to get your message across in just a few words.

YOUR ANIMATION

After you have decided on your message, you will cut out the letters to make up those words. You will also make a simple character so it looks as though they are speaking those words.

Are there any additional pictures or objects you could cut out from card that would emphasise your message?

Before you cut anything out, let's look at the animation app...



© Peterloo 2019 courtesy of TripleDotMakers


PETERLOO
PROTEST.
DEMOCRACY.
FREEDOM.

WHAT IS STOP MOTION ANIMATION?

The app you'll be using to animate means you can make your animation without having an expensive camera or editing software.

It allows you to take a series of photographs, making small changes each time you take a photo, and strings them all together to make it look like your object or picture has come to life.

There are 25 photos for every second of animation so try to work out how many photos are needed for a 1 minute animation!



A running horse broken down into a stop motion sequence of photo

IMOTION APP




Download the free app using this [link](#)

Then follow the step by step instructions on the worksheets provided.

WHAT NEXT

After you've saved your animation to the photo library on your device, please share it with us online via the **#peterloo2019** and tag your school or name into it!



© Peterloo 2019 courtesy of TripleDotMakers

PETERLOO
PROTEST.
DEMOCRACY.
FREEDOM.



This learning programme for young people has been created by Manchester Histories and People's History Museum. The programme is supported by The National Lottery Heritage Fund, Historic England and UK Parliament Education and has been co-designed with The Politics Project.

